



# *Ministero della Salute*

DIPARTIMENTO PER LA SANITA' PUBBLICA VETERINARIA, LA NUTRIZIONE  
E LA SICUREZZA DEGLI ALIMENTI  
DIREZIONE GENERALE DELLA SICUREZZA DEGLI ALIMENTI E DELLA  
NUTRIZIONE  
Direttore Generale Dott. Silvio Borrello

## **RESULTS OF CONTROL MEASURES UNDER ART. 17 OF DIRECTIVE 91/414/EEC**

RESULTS IN ITALY YEAR 2009

July 2010

## **SUMMARY**

<b>1. Controls on the market placing and use of plant protection products: national legislation and organisation</b>	<b>3</b>
<b>2. Results of official controls – Regions/ Autonomous Provinces</b>	<b>4</b>
2.1. Official controls on sale	4
2.2. Official controls on labelling and packaging and safety card	5
2.3. Official controls on the PPPs composition	6
2.4. Official controls on use at user level	7
2.5. Total controls	8
2.6. Comparison of Years 2008– 2009	9
2.7. Distribution of type of controls	10
<b>3. Results of official controls – Carabinieri Command of Health</b>	<b>11</b>
3.1. Total controls	11
3.2. Comparison of years 2008– 2009	12
<b>4. Results of official controls- Ministry of Agriculture, Food and Forestry Policies – Central Inspectorate on quality protection and agri-food fraud</b>	<b>13</b>
4.1. Total controls	13
4.2. Comparison of years 2008– 2009	14
<b>5.Total results of control from each Administration</b>	<b>15</b>
<b>6. Conclusions</b>	<b>17</b>

## **1. Controls on the market placing and use of plant protection products: national legislation and organisation.**

In Italy the official control plan on the market placing and use of plant protection products (PPP's) is governed by Article 17 of Legislative Decree 194 of 1995, implementing Directive 91/414/EEC. The article states that the Ministry of Health in consultation with the Ministry of Agriculture, Food and Forestry Policies and the Ministry of Environment Protection of Land and Sea adopt annual plans both for the conformity check of products on the market, in accordance on the requirements of this decree and for the verification in the farms of the use conditions and the labels instructions.

Standing in the Conference State-Regions (April 8, 2009) was enacted on the agreement: "Adoption of the control plan on the market placing and plant protection products use for the years 2009-2013". This agreement contains the uniform operational guidelines on throughout the country for a control plan implementation by Regions / Provinces on the market placing and PPPs use for the above five year period, to ensure compliance with the authorisation conditions of PPPs in circulation and their use in accordance with all the labels indications, in application of good plant protection practice.

The plan results should be sent to the Ministry of Health by 31 May of the year following that one in which checks are made.

Checks are carried out by the Departments of Health Regions / Autonomous Provinces with their services AASSLL for inspections and with ARPA for the analytical control, controls are also carried out by the Carabinieri Command of Health with their NAS (Antisophistication and Health Nuclei) and by the Central Inspectorate on quality protection and agri-food fraud prevention with their offices.

The Ministry of Health - DG SAN collects, verifies and processes data received via standard model and prepares a report to be sent to European Commission and the Member States by 31 July of the year following that one of controls.

## 2. Results of official controls – Regions/ Autonomous Provinces

In the following page are reported the results of the control on market placing and PPPs use transmitted by Regions/ Autonomous Provinces and processed at central level.

### 2.1. Official controls on sale

In the **Tab. 1** are reported the results on sale control shared between Regions/Provinces. The total number of the controls was 3726 and the infringements were 319 equal to 8.6% of inspection. In respect to the last year we can observe that the control are decreased while the infringements remained almost equal.

YEAR 2009	CONTROL ON SALE								
REGION/PROVINCE	Inspections	Infringements	Unauthorised products	Unauthorised sale	Inappropriate storage conditions	Inappropriate structure	Sellers without professional certificate	Other (Lack of loading and unloading book)	Other
Abruzzo	<u>69</u>	<u>2</u>	<u>0</u>	<u>0</u>	<u>2</u>	<u>0</u>	<u>0</u>	<u>0</u>	<u>0</u>
Basilicata	<u>0</u>	<u>0</u>	<u>0</u>	<u>0</u>	<u>0</u>	<u>0</u>	<u>0</u>	<u>0</u>	<u>0</u>
Calabria	<u>173</u>	<u>10</u>	<u>3</u>	<u>3</u>	<u>1</u>	<u>2</u>	<u>1</u>	<u>0</u>	<u>0</u>
Campania	<u>295</u>	<u>17</u>	<u>1</u>	<u>1</u>	<u>2</u>	<u>0</u>	<u>7</u>	<u>3</u>	<u>3</u>
Emilia Romagna	<u>325</u>	<u>35</u>	<u>2</u>	<u>3</u>	<u>1</u>	<u>0</u>	<u>0</u>	<u>1</u>	<u>28</u>
Friuli Venezia Giulia	<u>64</u>	<u>0</u>	<u>0</u>	<u>0</u>	<u>0</u>	<u>0</u>	<u>0</u>	<u>0</u>	<u>0</u>
Lazio	<u>391</u>	<u>15</u>	<u>1</u>	<u>5</u>	<u>1</u>	<u>0</u>	<u>0</u>	<u>0</u>	<u>8</u>
Liguria	<u>150</u>	<u>14</u>	<u>0</u>	<u>3</u>	<u>0</u>	<u>0</u>	<u>5</u>	<u>0</u>	<u>6</u>
Lombardia	<u>198</u>	<u>44</u>	<u>0</u>	<u>0</u>	<u>16</u>	<u>26</u>	<u>2</u>	<u>0</u>	<u>0</u>
Marche	<u>158</u>	<u>9</u>	<u>0</u>	<u>2</u>	<u>6</u>	<u>0</u>	<u>0</u>	<u>0</u>	<u>1</u>
Molise	<u>12</u>	<u>0</u>	<u>0</u>	<u>0</u>	<u>0</u>	<u>0</u>	<u>0</u>	<u>0</u>	<u>0</u>
Piemonte	<u>262</u>	<u>19</u>	<u>0</u>	<u>2</u>	<u>0</u>	<u>8</u>	<u>4</u>	<u>0</u>	<u>5</u>
Provincia Bolzano	<u>70</u>	<u>6</u>	<u>0</u>	<u>0</u>	<u>0</u>	<u>4</u>	<u>1</u>	<u>0</u>	<u>1</u>
Provincia Trento	<u>45</u>	<u>2</u>	<u>0</u>	<u>0</u>	<u>2</u>	<u>0</u>	<u>0</u>	<u>0</u>	<u>0</u>
Puglia	<u>404</u>	<u>8</u>	<u>2</u>	<u>0</u>	<u>1</u>	<u>0</u>	<u>0</u>	<u>0</u>	<u>5</u>
Sardegna	<u>169</u>	<u>19</u>	<u>0</u>	<u>1</u>	<u>0</u>	<u>8</u>	<u>3</u>	<u>0</u>	<u>7</u>
Sicilia	<u>230</u>	<u>28</u>	<u>0</u>	<u>1</u>	<u>6</u>	<u>7</u>	<u>3</u>	<u>0</u>	<u>11</u>
Toscana	<u>321</u>	<u>41</u>	<u>3</u>	<u>2</u>	<u>4</u>	<u>0</u>	<u>3</u>	<u>4</u>	<u>25</u>
Umbria	<u>52</u>	<u>3</u>	<u>0</u>	<u>0</u>	<u>0</u>	<u>0</u>	<u>2</u>	<u>0</u>	<u>1</u>
Valle d'Aosta	<u>6</u>	<u>2</u>	<u>1</u>	<u>0</u>	<u>0</u>	<u>0</u>	<u>0</u>	<u>1</u>	<u>0</u>
Veneto	<u>332</u>	<u>45</u>	<u>1</u>	<u>4</u>	<u>7</u>	<u>0</u>	<u>3</u>	<u>2</u>	<u>28</u>
TOTAL	3726	319	14	27	49	55	34	11	129

Tab. 1

## 2.2. Official controls on labelling – packaging and safety card

In the **Tab. 2** are reported the results on packaging, label and safety card controls shared between Regions/Provinces. This is the first time we have the control on safety card. The total number of the controls was 10120 while the infringements were 43.

YEAR 2009	CONTROL ON LABELLING - PACKAGING AND SAFETY CARD					
	PACKAGING		LABELS		SAFETY CARD	
REGION/PROVINCE	Inspections	Infringements	Inspections	Infringements	Inspections	Infringements
Abruzzo	76	0	76	20	25	20
Basilicata	0	0	0	0	0	0
Calabria	167	1	215	1	0	0
Campania	142	0	142	0	24	0
Emilia Romagna	45	0	93	0	14	0
Friuli Venezia Giulia	4	0	15	0	4	0
Lazio	372	0	379	1	0	0
Liguria	84	0	410	0	55	0
Lombardia	32	0	172	0	0	0
Marche	181	0	322	0	34	0
Molise	6	0	6	0	0	0
Piemonte	70	0	149	0	0	0
Provincia Bolzano	214	0	218	0	0	0
Provincia Trento	16	0	16	0	45	0
Puglia	906	0	1033	0	0	0
Sardegna	145	0	111	0	0	0
Sicilia	624	0	664	0	75	0
Toscana	551	0	734	0	112	0
Umbria	59	0	199	0	31	0
Valle d'Aosta	5	0	5	0	0	0
Veneto	358	0	363	0	322	0
TOTAL	4057	1	5322	22	741	20

Tab. 2

### 2.3. Official controls on PPPs composition

In **Tab. 3** are reported the results of the control on PPPs composition for Regions/Provinces.

The total control were 80 but there were no infringements. The controls increased in respect to the last year on the total national territory.

YEAR 2009	CONTROL ON PPPs COMPOSITION					
REGION/PROVINCE	Analysis	Infringements	Identity of active substance	Content of active substance	Unacceptable physical and chemical properties	Other
Abruzzo	1	0	0	0	0	0
Basilicata	0	0	0	0	0	0
Calabria	1	0	0	0	0	0
Campania	24	0	0	0	0	0
Emilia Romagna	3	0	0	0	0	0
Friuli Venezia Giulia	0	0	0	0	0	0
Lazio	0	0	0	0	0	0
Liguria	1	0	0	0	0	0
Lombardia	0	0	0	0	0	0
Marche	0	0	0	0	0	0
Molise	0	0	0	0	0	0
Piemonte	9	0	0	0	0	0
Provincia Bolzano	0	0	0	0	0	0
Provincia Trento	4	0	0	0	0	0
Puglia	31	0	0	0	0	0
Sardegna	0	0	0	0	0	0
Sicilia	0	0	0	0	0	0
Toscana	0	0	0	0	0	0
Umbria	0	0	0	0	0	0
Valle d'Aosta	0	0	0	0	0	0
Veneto	6	0	0	0	0	0
<b>TOTAL</b>	<b>80</b>	<b>0</b>	<b>0</b>	<b>0</b>	<b>0</b>	<b>0</b>

**Tab. 3**

## 2.4. Official controls on use at user level

In **Tab. 4** are reported the results of the control on use at user level for Regions/Provinces. In general, 3018 inspections were performed and 494 infringements were found, increased referring to the last year. **Tab. 4** shows that the inspections increased of 24%.

YEAR 2009	CONTROL ON USE AT USER LEVEL								
REGION/PROVINCE	Inspection	Infringements	Use of unauthorised products	Unauthorised use of authorised products	Safety precautions not respected	Inappropriate storage conditions	Lack of licence	Lack of treatment book	Other
Abruzzo	45	3	0	0	0	0	0	2	1
Basilicata	0	0	0	0	0	0	0	0	0
Calabria	97	10	0	0	5	5	0	0	0
Campania	131	10	0	0	1	0	3	6	0
Emilia Romagna	254	35	2	1	0	0	0	1	31
Friuli Venezia Giulia	3	2	1	0	0	0	0	1	0
Lazio	44	17	3	1	2	3	1	5	2
Liguria	133	35	9	0	0	12	0	2	12
Lombardia	504	48	6	0	0	10	8	24	0
Marche	271	1	0	0	0	0	0	1	0
Molise	35	0	0	0	0	0	0	0	0
Piemonte	128	1	0	0	0	0	0	0	1
Provincia Bolzano	4	0	0	0	0	0	0	0	0
Provincia Trento	54	0	0	0	0	0	0	0	0
Puglia	230	31	0	0	7	0	0	1	23
Sardegna	113	9	0	0	0	4	0	5	0
Sicilia	131	0	0	0	0	0	0	0	0
Toscana	126	4	0	0	0	0	0	0	4
Umbria	53	3	0	0	0	0	0	0	3
Valle d'Aosta	13	9	9	0	0	0	0	0	0
Veneto	649	276	1	1	50	68	2	17	137
TOTAL	3018	494	31	3	65	102	14	65	214

Tab. 4

## 2.5. Total controls

In **Tabb. 5** and **6** and in **Fig. 1** an overview of the results presented for 2009 by the Regional Health Authorities is reported. The highest number of controls was done in the field of control on the label and the highest number of infringements was found in the field of control on use at user level and on sale.

2009	TOTAL
<b>1. CONTROL ON SALE</b>	
Inspections	<u>3726</u>
Infringements:	<u>319</u>
Unauthorised products	<u>14</u>
Unauthorised sale	<u>27</u>
Inappropriate storage conditions	<u>49</u>
Inappropriate structure	<u>55</u>
Sellers without professional certificate	<u>34</u>
Other	<u>129</u>
Other (Lack of loading and unloading book )	<u>11</u>
<b>2. CONTROL LABELLING AND PACKAGING</b>	
<b>Packaging - (art. 15.1 D.L.vo 194/95)</b>	
Inspections	<u>4057</u>
Infringements	<u>1</u>
<b>Labels - (art. 16 D.L.vo 194/95)</b>	
Inspections	<u>5322</u>
Infringements	<u>22</u>
<b>Safety Card</b>	
Inspections	<u>741</u>
Infringements	<u>20</u>
<b>3. CONTROL ON PPPs COMPOSITION</b>	
Analysis	<u>80</u>
Infringements:	<u>0</u>
Identity of active substance	<u>0</u>
Content of active substance	<u>0</u>
Unacceptable physical and chemical properties	<u>0</u>
Other (specify)	<u>0</u>
<b>4. CONTROL ON USE AT USER LEVEL</b>	
Inspected farms	<u>2868</u>
Inspections	<u>3018</u>
Infringements:	<u>494</u>
Use of unauthorised products	<u>31</u>
Unauthorised use of authorised products	<u>3</u>
Safety precautions not respected	<u>65</u>
Inappropriate storage conditions	<u>102</u>
Lack of licence	<u>14</u>
Lack of treatment book	<u>65</u>
Other (specify)	<u>214</u>
<b>TOTAL CONTROL</b>	<b>16944</b>
<b>TOTAL INFRINGEMENT</b>	<b>856</b>

Tab. 5



	Control on sale	Control on Packaging	Control on Labels	Control on safety card	Control on PPPs composition	Control on use at user level	Total
<b>Inspections</b>	3726	4057	5322	741	80	3018	16944
<b>Infringements</b>	319	1	22	20	0	494	856
<b>Inspections without infringements</b>	3407	4056	5300	721	80	2524	16088

Tab. 6

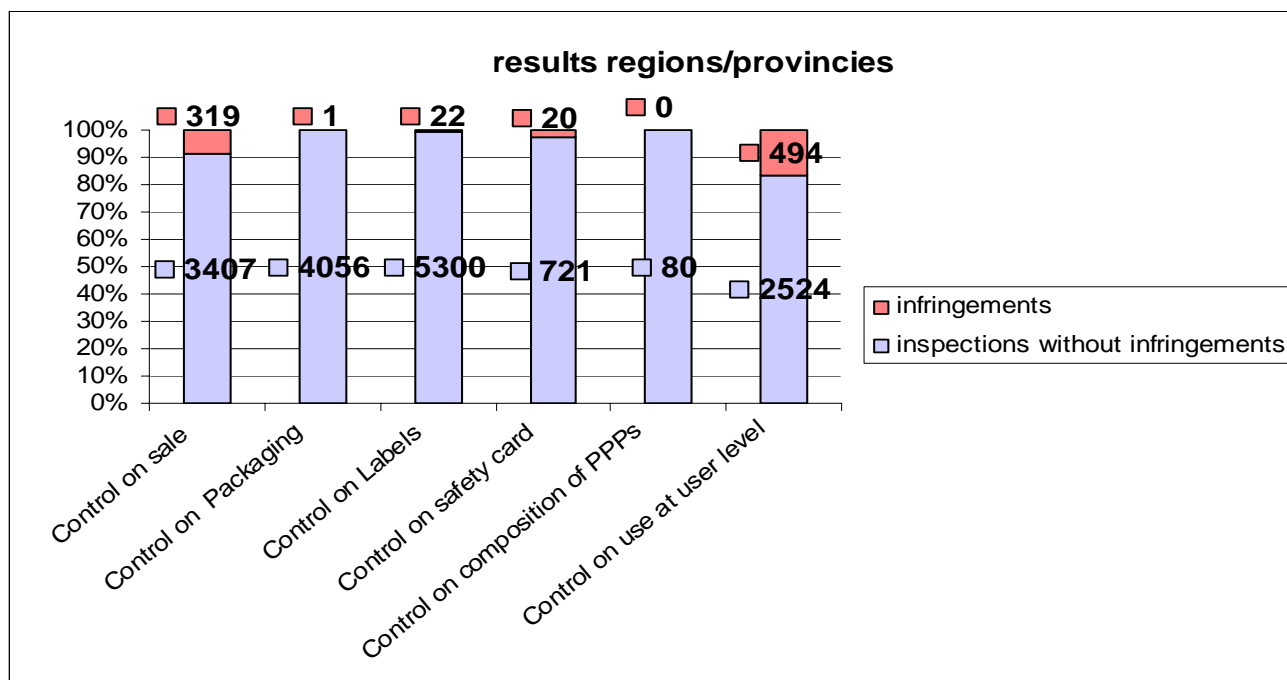


Fig. 1

## 2.6. Comparison of years 2008– 2009

In respect with the last year, as it can be observed in **Tab. 7**, the controls of Regional Health Authorities increased of 2.6% and also the infringements increased of 75% and the ratio infringements / controls increased from 3% to 5%.

The controls increased on the field of PPPs composition (48%) and in the field of the use at user level (24%) while they decreased in the field of the packaging (14.5%), in the field of the label (2.9%) and in the field of sales (1.9%).

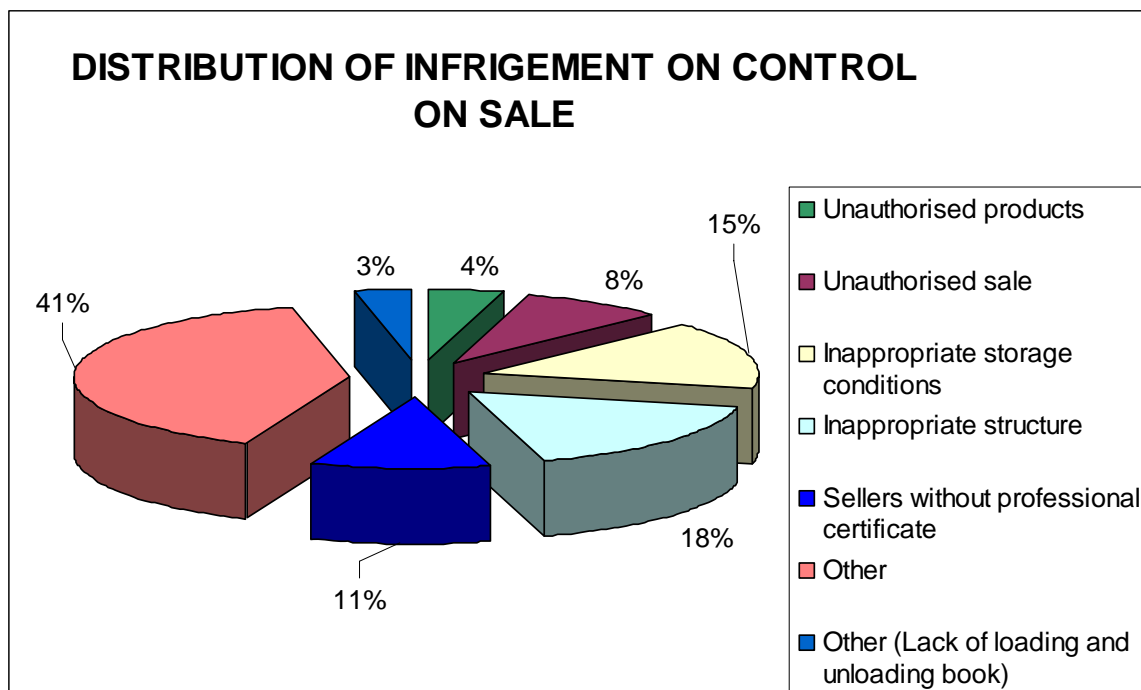
	Control on sale		Control on Packaging		Control on Labels		Control on Safety card		Control on PPPs composition		Control on use at user level		Total	
	2008	2009	2008	2009	2008	2009	2008	2009	2008	2009	2008	2009	2008	2009
<b>Inspections</b>	3801	3726	4747	4057	5484	5322	0	741	54	80	2434	3018	16520	16944
<b>Infringements</b>	317	319	0	1	1	22	0	20	0	0	170	494	488	856

Tab. 7

## 2.7. Distribution of type of controls

As reported in **Fig. 2** in the field of control on sale, the infringement types more frequent were:

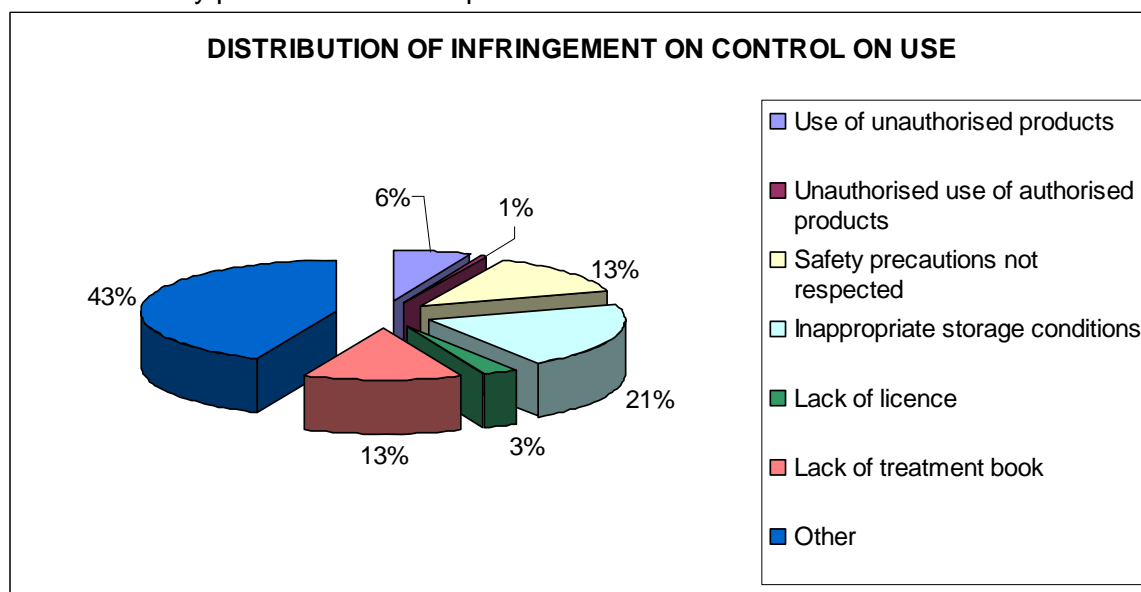
- other;
- the inappropriate structures;
- the inappropriate storage conditions.



**Fig. 2**

As reported in **Fig. 3**, in the field of the control on use, the infringement types more frequent were:

- other;
- inappropriate storage condition;
- lack of treatment book;;
- safety precautions not respected.



**Fig. 3**

### 3.Results of official controls – Carabinieri Command of Health

In the following pages are reported the results presented for 2009 by the CCH.

#### 3.1. Total controls

From **Tab. 8** it results that the highest number of the controls and infringement was found in field of control on sale.

2009	CCS
<b>1. CONTROL ON SALE</b>	
Inspections	959
Infringements:	325
Unauthorised products	53
Unauthorised sale	55
Inappropriate storage conditions	37
Inappropriate structure	
Sellers without professional certificate	18
Other (specify)	121
Other (Lack of loading and unloading book)	41
<b>2. CONTROL LABELLING AND PACKAGING</b>	
<b>Packaging - (art. 15.1 D.L.vo 194/95)</b>	
Inspections	225
Infringements	2
<b>Labels - (art. 16 D.L.vo 194/95)</b>	
Inspections	417
Infringements	5
<b>Safety card</b>	
Inspections	243
Infringements	
<b>3. CONTROL ON PPPs COMPOSITION</b>	
Analysis	64
Infringements:	18
Identity of active substance	16
Content of active substance	4
Unacceptable physical and chemical properties	
Other (specify)	
<b>4. CONTROL ON USE AT USER LEVEL</b>	
Inspected farms	343
Ispections	361
Infringements:	78
Use of unauthorised products	3
Unauthorised use of authorised products	
Safety precautions not respected	3
Inappropriate storage conditions	1
Lack of licence	
Lack of treatment book	1
Other (specify)	70
<b>TOTAL CONTROL</b>	<b>2269</b>
<b>TOTAL INFRINGEMENT</b>	<b>428</b>

Tab. 8

### 3.2. Comparison of years 2008– 2009

In respect with the last year, as it can be observed in **Tab. 9**, there was the increase of the controls (44%) and of the infringements (60%). The percentage of infringement in respect to the controls increased from 17% to 19%.

	Control on sale		Control on Packaging		Control on Labels		Control on Safety card		Control on PPPs composition		Control on use at user level		Total	
	2008	2009	2008	2009	2008	2009	2008	2009	2008	2009	2008	2009	2008	2009
<b>Inspections</b>	853	959	180	225	282	417	0	243	9	64	245	361	1569	2269
<b>Infringements</b>	229	325	3	2	23	5	0	0	0	18	13	78	268	428

Tab. 9

#### 4. Results of official controls- Ministry of Agriculture, Food and Forestry Policies – Central Inspectorate on quality protection and agri-food fraud prevention

In the following page are reported the results of the control for 2009 of the CIQPAFFP.

##### 4.1. Total controls

In **Tab. 10** it is reported that the biggest number of controls was in the field of the control on packaging and label, while the biggest number of infringements was found in the field of control on sale.

2009	CIQPAFFP
<b>1. CONTROL ON SALE</b>	
Inspections	333
Infringements:	39
Unauthorised products	8
Unauthorised sale	
Inappropriate storage conditions	7
Inappropriate structure	
Sellers without professional certificate	
Other (specify)	24
Other (Lack of loading and unloading book )	
<b>2. CONTROL LABELLING AND PACKAGING</b>	
<b>Packaging - (art. 15.1 D.L.vo 194/95)</b>	
Inspections	732
Infringements	
<b>Labels - (art. 16 D.L.vo 194/95)</b>	
Inspections	732
Infringements	4
<b>Safety card</b>	
Inspections	
Infringements	
<b>3. CONTROL ON PPPs COMPOSITION</b>	
Analysis	198
Infringements:	4
Identity of active substance	
Content of active substance	4
Unacceptable physical and chemical properties	
Other (specify)	
<b>4. CONTROL ON USE AT USER LEVEL</b>	
Inspected farms	
Inspections	
Infringements:	
Use of unauthorised products	
Unauthorised use of authorised products	
Safety precautions not respected	
Inappropriate storage conditions	
Lack of licence	
Lack of treatment book	
Other (specify)	
<b>TOTAL CONTROL</b>	<b>1995</b>
<b>TOTAL INFRINGEMENT</b>	<b>47</b>

Tab. 10

## 4.2. Comparison of years 2008– 2009

In **Tab. 11** it can be observed the decrease of the controls (17.9%) and the infringements (32%) in respect with the last year. The percentage of infringements in respect to the controls is decreased from 2,8% to 2.3%.

	Control on sale		Control on Packaging		Control on Labels		Control on Safety card		Control on PPPs composition		Total	
	2008	2009	2008	2009	2008	2009	2008	2009	2008	2009	2008	2009
Inspections	517	333	909	732	909	732	0	0	95	198	2430	1995
Infringements	58	39	0	0	4	4	0	0	7	4	69	47

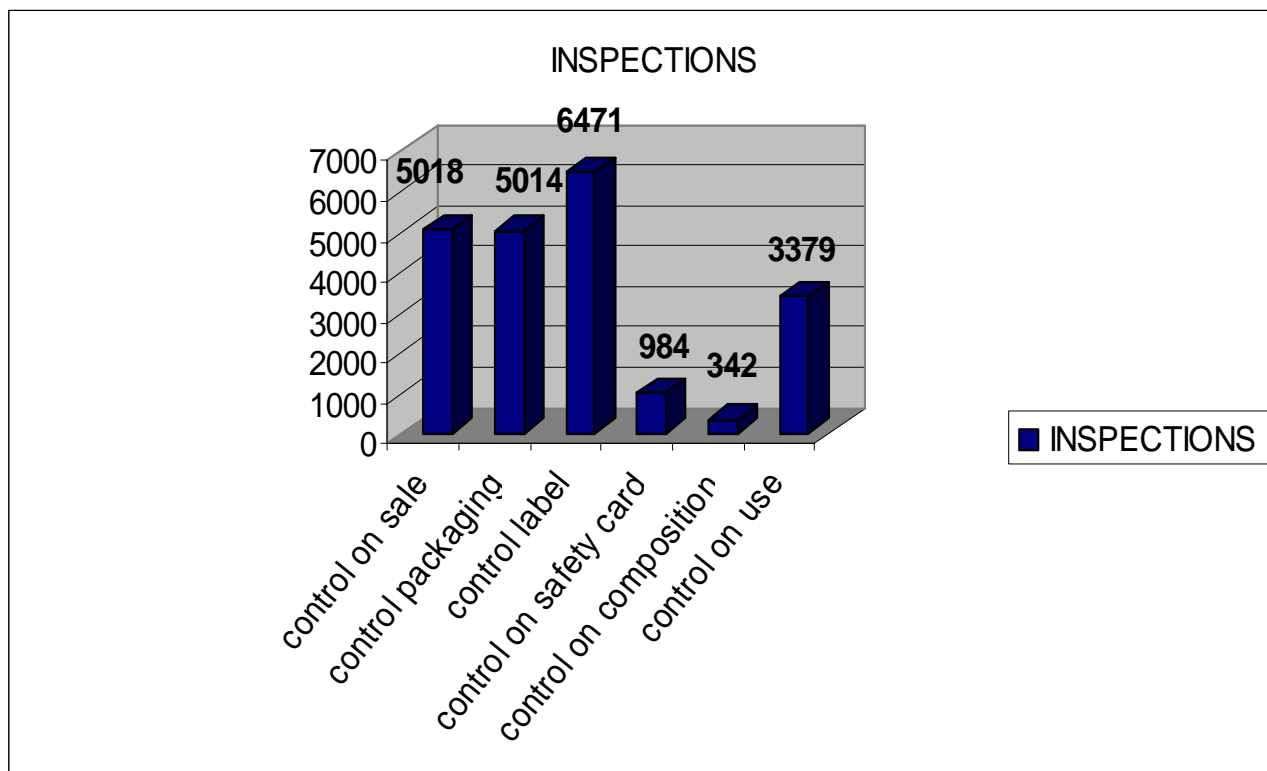
Tab. 11

## 5.Total results of control from each Administration

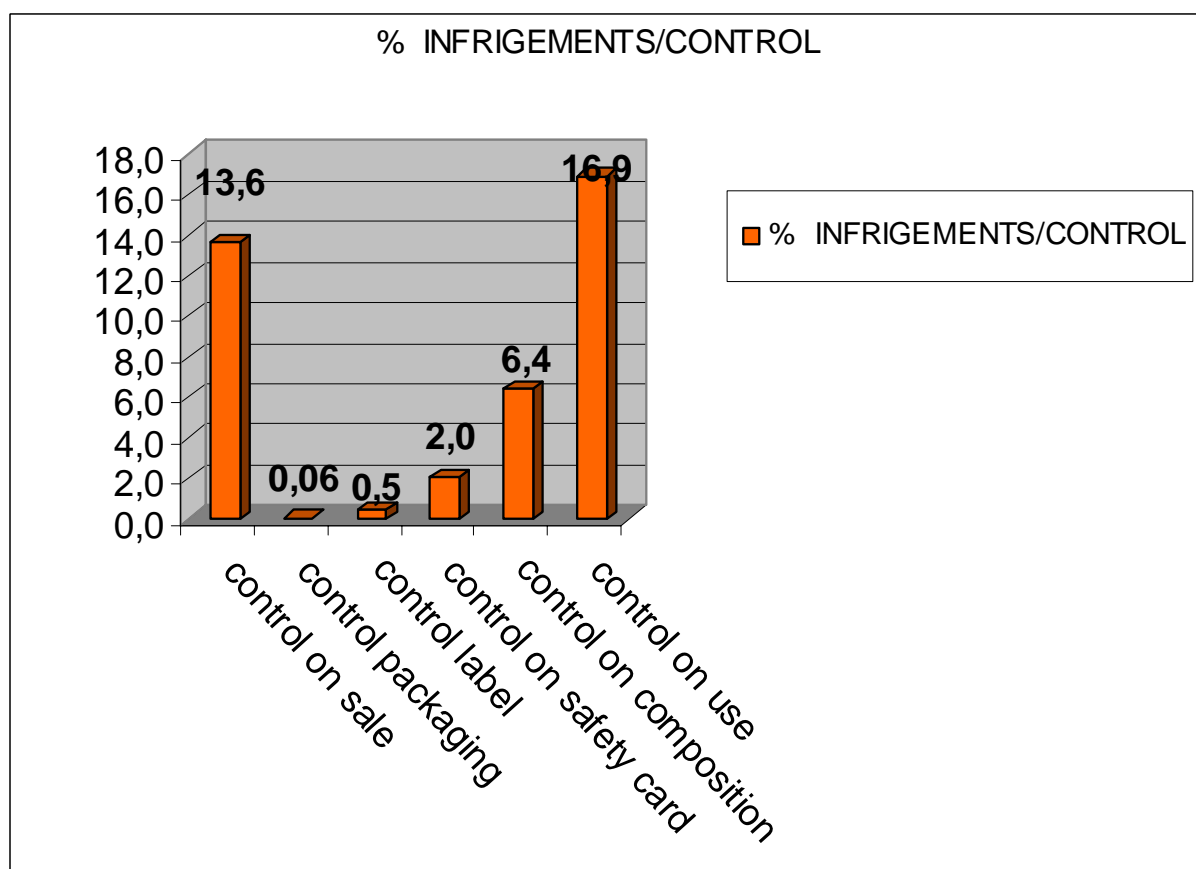
As it can be observed in **Tab. 12** and in graphics reported in **Figg. 4** and **5**, the highest number of the controls was on the labels but the highest % of infringements in respect of the controls was on use at user level.

2009	CICQF	CCS	REGIONS	TOTAL
<b>1. CONTROL ON SALE</b>				
Inspections	333	959	<a href="#">3726</a>	5018
Infringements:	39	325	<a href="#">319</a>	683
Unauthorised products	8	53	<a href="#">14</a>	75
Unauthorised sale		55	<a href="#">27</a>	82
Inappropriate storage conditions	7	37	<a href="#">49</a>	93
Inappropriate structure			<a href="#">55</a>	55
Sellers without professional certificate		18	<a href="#">34</a>	52
Other (specify)	24	121	<a href="#">129</a>	274
Other (Lack of loading and unloading book )		41	<a href="#">11</a>	52
<b>2. CONTROL LABELLING - PACKAGING AND SAFETY CARD</b>				
<b>Packaging</b>				
Inspections	732	225	<a href="#">4057</a>	5014
Infringements		2	<a href="#">1</a>	3
<b>Labels</b>				
Inspections	732	417	<a href="#">5322</a>	6471
Infringements	4	5	<a href="#">22</a>	31
<b>Safety card</b>				
Inspections	-	243	<a href="#">741</a>	984
Infringements	-		<a href="#">20</a>	20
<b>3. CONTROL ON PPPs COMPOSITION</b>				
Analysis	198	64	<a href="#">80</a>	342
Infringements:	4	18	<a href="#">0</a>	22
Identity of active substance		16	<a href="#">0</a>	16
Content of active substance	4	4	<a href="#">0</a>	8
Unacceptable physical and chemical properties			<a href="#">0</a>	
Other (specify)	-		<a href="#">0</a>	0
<b>4. CONTROL ON USE AT USER LEVEL</b>				
Inspected farms	0	343	<a href="#">2868</a>	3211
Inspections	0	361	<a href="#">3018</a>	3379
Infringements:	0	78	<a href="#">494</a>	572
Use of unauthorised products	0	3	<a href="#">31</a>	34
Unauthorised use of authorised products	0		<a href="#">3</a>	3
Safety precautions not respected	0	3	<a href="#">65</a>	68
Inappropriate storage conditions	0	1	<a href="#">102</a>	103
Lack of licence	0		<a href="#">14</a>	14
Lack of treatment book	0	1	<a href="#">65</a>	66
Other (specify)	0	70	<a href="#">214</a>	284
<b>TOTAL</b>	<b>1995</b>	<b>2269</b>	<b>16944</b>	<b>21208</b>
<b>INFRINGEMENT</b>	<b>47</b>	<b>428</b>	<b>856</b>	<b>1331</b>

Tab. 12



**Fig. 4**



**Fig. 5**



	Control on sale		Control on Packaging		Control on Labels		Control on Safety card		Control on PPPs composition		Control on use at user level		Total	
	2008	2009	2008	2009	2008	2009	2008	2009	2008	2009	2008	2009	2008	2009
<b>Inspections</b>	<b>5171</b>	<b>5018</b>	<b>5836</b>	<b>5014</b>	<b>6675</b>	<b>6471</b>	<b>0</b>	<b>984</b>	<b>158</b>	<b>342</b>	<b>2679</b>	<b>3379</b>	<b>20519</b>	<b>21208</b>
<b>infringements</b>	<b>604</b>	<b>683</b>	<b>3</b>	<b>3</b>	<b>28</b>	<b>31</b>	<b>0</b>	<b>20</b>	<b>7</b>	<b>22</b>	<b>183</b>	<b>572</b>	<b>825</b>	<b>1331</b>

**Tab. 13**

## 6. Conclusions

In 2009 the Regions and Autonomous Provinces of Trento and Bolzano, The Carabinieri Command of Health and the Central Inspectorate on quality protection and agri-food fraud prevention performed in total 21208 controls of which 1331 with infringements (equal to 6%).

We received results from 20 of 21 Regions/Provinces. Only the Region Basilicata did not transmit any results.

The results of controls are shared in the following way:

- Regions/provinces performed 16944 controls (79.9%) and only 5% of these was with infringements (856);
- CCH performed 2269 controls (10.7%) and only 18.9 % of these was with infringements (428);
- CICQF performed 1995 controls (9.4%) and only 2.3% of these was with infringements (47).

The graphics reported in **Figg. 4** and **5** resume:

- In the field of control on sale, 5018 inspections (23.7%) with 683 infringements (equal to 13.6%) were made;
- In the field of control on the packaging, 5014 inspections (23.6%) with 3 infringements (equal to 0.05%) were made;
- In the field of control on the label, 6471 inspections (30.5%) with 31 infringements (equal to 0,5%) were made;
- In the field of control on the safety card, 984 inspection (4.6%) with 20 infringements (equal to 2.0%) were made;
- In the field of control on the PPPs composition, 342 inspections (1.6%) with 22 infringements (equal to 6.4%) were made;
- In the field of control on use, 3379 inspections (16.0%) in farms with 572 infringements (equal to 16.9%) were made.

It can be observed that the controls increased in respect to the last year; moreover, as reported in **Tab. 13**, there is an increase of controls on the PPPs composition and on the use at user level, the decrease of control on sale, on packaging, on label, and for the first time the control on safety card.