



*Ministero del Lavoro, della Salute e delle Politiche
Sociali*

DIPARTIMENTO PER LA SANITA' PUBBLICA VETERINARIA, LA NUTRIZIONE E
LA SICUREZZA DEGLI ALIMENTI
DIREZIONE GENERALE DELLA SICUREZZA DEGLI ALIMENTI E DELLA NUTRIZIONE
UFFICIO VII

**Results of control measures under art. 17 of
Directive 91/414/EEC
YEAR 2007**

July 2007

This report is made from
DIREZIONE GENERALE DELLA SICUREZZA DEGLI ALIMENTI E DELLA NUTRIZIONE
Direttore Generale Dott. Silvio Borrello

A cura di:

Dott. Antonio Consolino (Direttore Ufficio VII- Dirigente Chimico II Fascia)

Dr.ssa Roberta. Aloï (Dirigente Chimico TD)

July 2007

LIST OF CONTENT

1. Controls on the placing on the market and use of plant protection products (PPP's): national legislation and organisation.....	4
2. Results.....	4
3. Conclusions.....	19

1. Controls on the placing on the market and use of plant protection products (PPP's): national legislation and organisation

In Italy the official control plan checks the use of plant protection products on the market according to art. 17 of Legislative Decree (LD) no. 194 of 17 March 1995 transposing Directive 91/414/EEC. This article establishes that the Ministry of Work, of Health and Social Policies after consulting the Ministry of Agriculture Foodstuff and Forestry Policies and the Ministry of Environment, of Protection of Territory and Sea , adopts national annual plans for the official control of PPPs to verify compliance with the requirements set out by LD n. 194 for the product in the market and to check the condition of use and the indications reported on the labels in the farm.

The Ministerial Decree (MD) of 9 August 2002 laying down the "Adoption of the plan for the official control on the placing on the market and use of plant protection products for the years 2002-2006" outlined general provisions and the ways of transmitting results. These data have to be send to Ministry of Work , of Health and Social Policies- DGSAN by 31st May of the year following the one in which control were performed.

The plan has been implemented too for 2007.

The controls are done from Councillorship of the Health of the Regions /Autonomous Provinces with their service AASSLL for inspections and with ARPA for analytical control, moreover are done by Carabinieri Command for Health with their NAS and by Central Italian Inspectorate for Control of quality of the product with their peripheral office.

The Ministry of Work, of Health and Social Policies - DGSAN collects, checks and elaborates the transmitted data. After that, sets a report and send it to European Commission and to the Member States by the 31st July of the year following the one in which control were performed.

2.Results

In the following page are reported the results of the control on placing on the market and use of plant protection products PPPs.

**Tab 1: Controls on placing on the market and use of plant protection products (PPPs) for
Regions /Provinces**

YEAR 2007	CONTROL ON SALE							
REGIONE	Inspections	Infringements:	unauthorised products	unauthorised sale	Inappropriate storage conditions	Inappropriate structure	sellers without profesional certificate	Other
Abruzzo	<u>66</u>	<u>4</u>	<u>0</u>	<u>1</u>	<u>0</u>	<u>3</u>	<u>0</u>	<u>0</u>
Basilicata	<u>101</u>	<u>6</u>	<u>0</u>	<u>0</u>	<u>0</u>	<u>6</u>	<u>0</u>	<u>0</u>
Calabria	<u>226</u>	<u>9</u>	<u>0</u>	<u>0</u>	<u>0</u>	<u>3</u>	<u>3</u>	<u>3</u>
Campania	<u>206</u>	<u>36</u>	<u>1</u>	<u>2</u>	<u>13</u>	<u>10</u>	<u>0</u>	<u>10</u>
Emilia Romagna	<u>299</u>	<u>3</u>	<u>0</u>	<u>0</u>	<u>0</u>	<u>2</u>	<u>0</u>	<u>1</u>
Friuli Venezia Giulia	<u>53</u>	<u>0</u>	<u>0</u>	<u>0</u>	<u>0</u>	<u>0</u>	<u>0</u>	<u>0</u>
Lazio	<u>468</u>	<u>24</u>	<u>0</u>	<u>4</u>	<u>5</u>	<u>10</u>	<u>5</u>	<u>0</u>
Liguria	<u>151</u>	<u>2</u>	<u>0</u>	<u>0</u>	<u>0</u>	<u>0</u>	<u>2</u>	<u>0</u>
Lombardia	<u>298</u>	<u>90</u>	<u>0</u>	<u>5</u>	<u>32</u>	<u>28</u>	<u>10</u>	<u>15</u>
Marche	<u>47</u>	<u>11</u>	<u>0</u>	<u>1</u>	<u>0</u>	<u>8</u>	<u>2</u>	<u>0</u>
Molise	-	-	-	-	-	-	-	-
Piemonte	<u>312</u>	<u>11</u>	<u>0</u>	<u>3</u>	<u>1</u>	<u>4</u>	<u>2</u>	<u>1</u>
Provincia Bolzano	<u>61</u>	<u>5</u>	<u>0</u>	<u>0</u>	<u>2</u>	<u>2</u>	<u>0</u>	<u>1</u>
Provincia Trento	<u>33</u>	<u>0</u>	<u>0</u>	<u>0</u>	<u>0</u>	<u>0</u>	<u>0</u>	<u>0</u>
Puglia	<u>380</u>	<u>11</u>	<u>1</u>	<u>0</u>	<u>0</u>	<u>2</u>	<u>0</u>	<u>8</u>
Sardegna	<u>56</u>	<u>2</u>	<u>2</u>	<u>0</u>	<u>0</u>	<u>0</u>	<u>0</u>	<u>0</u>
Sicilia	<u>188</u>	<u>2</u>	<u>0</u>	<u>2</u>	<u>0</u>	<u>0</u>	<u>0</u>	<u>0</u>
Toscana	<u>398</u>	<u>51</u>	<u>0</u>	<u>0</u>	<u>0</u>	<u>40</u>	<u>6</u>	<u>5</u>
Umbria	<u>58</u>	<u>1</u>	<u>0</u>	<u>0</u>	<u>0</u>	<u>1</u>	<u>0</u>	<u>0</u>
Valle d'Aosta	<u>2</u>	<u>0</u>	<u>0</u>	<u>0</u>	<u>0</u>	<u>0</u>	<u>0</u>	<u>0</u>
Veneto	<u>384</u>	<u>51</u>	<u>3</u>	<u>3</u>	<u>18</u>	<u>6</u>	<u>4</u>	<u>16</u>
TOTALE	3787	319	7	21	71	125	34	60

In the tab 1 are reported the results on control on sale shared for Regions/Provinces.

The total number of the controls is 3787 and the infringements are 319. We can observe that the Region that did the highest number of controls was the Lazio moreover the biggest number of infringements was in Lombardia. In respect the last year we can observe that the control remained almost equal but the infringements decreased of 30 %.

**Tab 2: Controls on placing on the market and use of plant protection products (PPPs)
for Regions/Provinces**

YEAR 2007	CONTROL LABELLING AND PACKAGING			
	PACKAGING		LABELS	
REGIONE	Inspections	Infringements:	Inspections	Infringements:
Abruzzo	0	0	0	0
Basilicata	39	0	39	0
Calabria	288	0	267	0
Campania	68	0	49	0
Emilia Romagna	0	0	0	0
Friuli Venezia Giulia	80	0	156	0
Lazio	513		522	
Liguria	80	0	187	0
Lombardia	149	0	170	0
Marche	78	0	88	0
Molise				
Piemonte	143	1	176	1
Provincia Bolzano	245	0	233	0
Provincia Trento	25	0	25	0
Puglia	969	0	1225	0
Sardegna	47	2	21	0
Sicilia	399	0	522	0
Toscana	417	0	713	0
Umbria	58	0	58	0
Valle d'Aosta	4	0	4	0
Veneto	327		326	
TOTALE	3929	3	4781	1

In the Tab 2 are reported the results on packaging and label controls shared for Regions/Provinces. The total number of the controls was 8710 but the infringements were only 4. In respect the last year the controls decreased from 10492 to 8710.

We can observe that the Region that did the highest number of controls was Puglia. In the whole national territory there were found few infringements.(4)

**Tab 3:Controls on placing on the market and use of plant protection products (PPPs)
For Regions/Provinces**

YEAR 2007	CONTROL ON COMPOSITION OF PPPs					
REGIONE	Analysis	Infringements:	Identity of active substance	Content of active substance	Unacceptable physical and chemical properties	Other
Abruzzo	0	0	0	0	0	0
Basilicata	0	0	0	0	0	0
Calabria	4	0	0	0	0	0
Campania	0	0	0	0	0	0
Emilia Romagna	356	0	0	0	0	0
Friuli Venezia Giulia	0	0	0	0	0	0
Lazio	1	0	0	0	0	0
Liguria	1	0	0	0	0	0
Lombardia	0	0	0	0	0	0
Marche	0	0	0	0	0	0
Molise	-	-	-	-	-	-
Piemonte	8	1	0	0	0	0
Provincia Bolzano	0	0	0	0	0	0
Provincia Trento	5	0	0	0	0	0
Puglia	11	0	5	5	0	3
Sardegna	0	0	0	0	0	0
Sicilia	5	0	5	0	0	0
Toscana	0	0	0	0	0	0
Umbria	0	0	0	0	0	0
Valle d'Aosta	2	0	0	0	0	0
Veneto	8	0	6	2	1	2
TOTALE	401	1	16	7	1	5

In the Tab 3 are reported the results of the control on composition PPPs for Regions/Provinces.

The total control were 401 but only one infringement was reported. The controls increased respect the last year of 62% but the infringement decreased of 94 %.

The Region, with the highest number of the controls, was Emilia Romagna and only in Piemonte were found the one infringement was found.

**Tab 4: Controls on placing on the market and use of plant protection products (PPPs)
For Regions/Provinces**

YEAR 2007	CONTROL ON USE AT USER LEVEL								
REGIONE	Inspection	Infringements:	Use of unauthorised products	Unauthorised use of authorised products	Safety precautions not respected	Inappropriate storage conditions	Lack of licence	Lack of treatment book	Other
Abruzzo	2	3	0	0	1	0	1	1	0
Basilicata	6	6	3	0	3	0	0	0	0
Calabria	161	0	0	0	0	0	0	0	0
Campania	38	0	0	0	0	0	0	0	0
Emilia Romagna	1113	11	1	0	1	0	0	3	6
Friuli Venezia Giulia	13	0	0	0	0	0	0	0	0
Lazio	59	18	0	0	9	0	1	2	6
Liguria	71	0	0	0	0	0	0	0	0
Lombardia	593	50	0	0	9	16	5	20	0
Marche	11	0	0	0	0	0	0	0	0
Molise	-	-	-	-	-	-	-	-	-
Piemonte	32	0	0	0	0	0	0	0	0
Provincia Bolzano	14	0	0	0	0	0	0	0	0
Provincia Trento	0	0	0	0	0	0	0	0	0
Puglia	119	6	1	0	0	0	1	1	3
Sardegna	50	0	0	0	0	0	0	0	0
Sicilia	139	22	0	0	2	1	0	7	12
Toscana	107	21	2	0	1	0	0	0	18
Umbria	40	1	0	0	0	0	0	0	1
Valle d'Aosta	5	0	0	0	0	0	0	0	0
Veneto	593	201	0	7	21	56	2	18	112
TOTALE	3166	339	7	7	47	73	10	52	158

In Tab 4 are reported the results of the control use at user level for Regions/Provinces.

In general were performed 3166 inspections and 339 infringements were found. The inspections increased of 19,9% and the infringements were almost equal to those of the last year.

The Region that did the highest number of controls is Emilia Romagna while the biggest number of infringements resulted in Veneto.

**Table 5: Controls on placing on the market and use of plant protection products (PPPs) -
Regional Health Authorities**

2007	TOTALE
1. Control on sale	
Inspections	<u>3787</u>
Infringements:	<u>319</u>
Unauthorised products	<u>7</u>
Unauthorised sale	<u>21</u>
Inappropriate storage conditions	<u>71</u>
Inappropriate structure	<u>125</u>
Sellers without professional certificate	<u>34</u>
Other	<u>60</u>
2. Control labelling and packaging	
Packaging - (art. 15.1 D.L.vo 194/95)	
Inspections	<u>3929</u>
Infringements	<u>3</u>
Labels - (art. 16 D.L.vo 194/95)	
Inspections	<u>4781</u>
Infringements	<u>1</u>
3. Control on composition of PPPs	
Analysis	<u>401</u>
Infringements:	<u>1</u>
Identity of active substance	<u>16</u>
Content of active substance	<u>7</u>
Unacceptable physical and chemical properties	<u>1</u>
Other (specify)	<u>5</u>
4. Control on use at user level	
Inspected farms	<u>3134</u>
Inspections	<u>3166</u>
Infringements:	<u>339</u>
Use of unauthorised products	<u>7</u>
Unauthorised use of authorised products	<u>7</u>
Safety precautions not respected	<u>47</u>
Inappropriate storage conditions	<u>73</u>
Lack of licence	<u>10</u>
Lack of treatment book	<u>52</u>
Other (specify)	<u>158</u>
TOTAL CONTROL	16064
TOTAL INFRINGEMENT	663

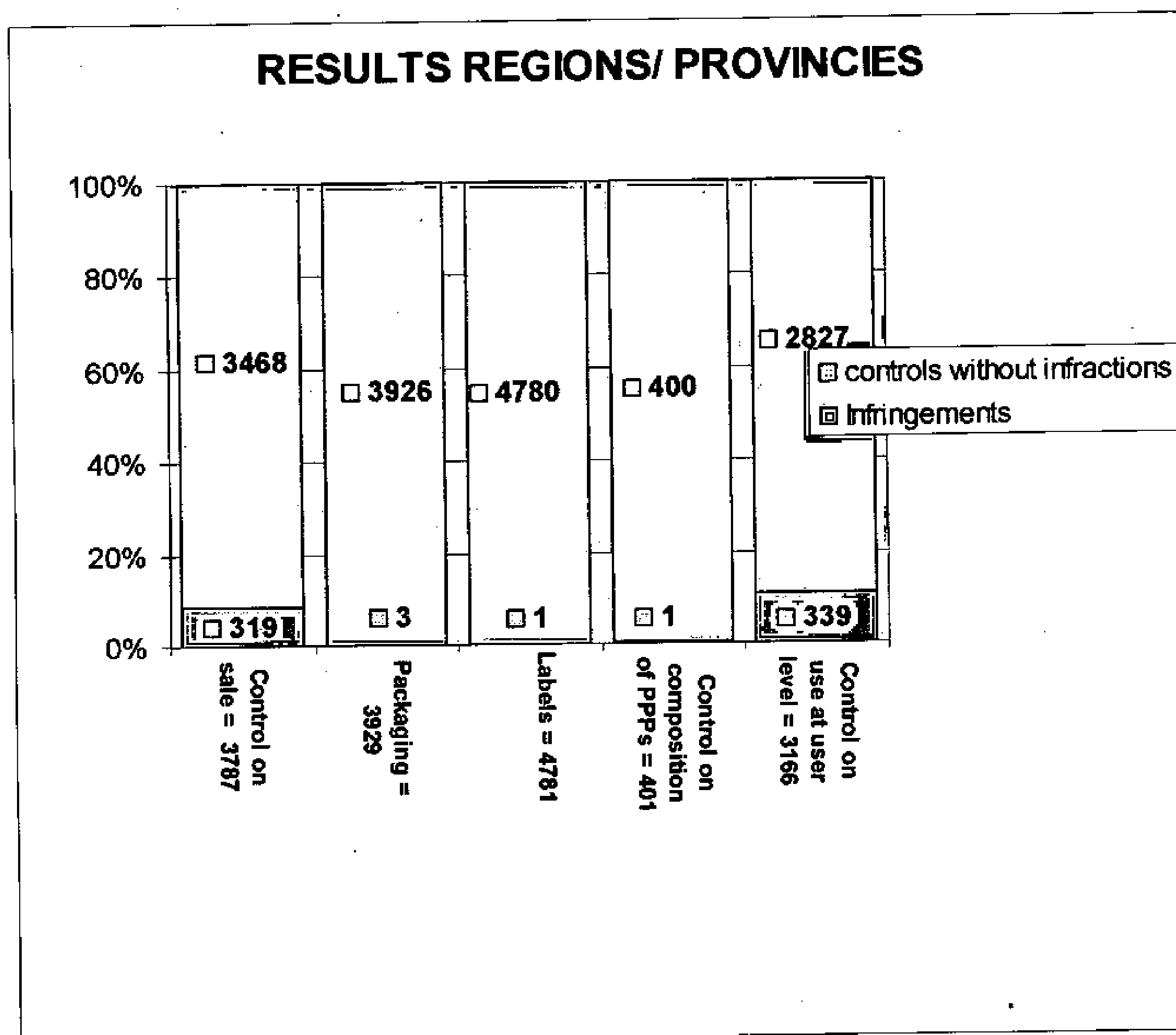
Table 6: Controls on placing on the market and use of plant protection products (PPPs)

Regional Health Authorities

	Controlli alle vendite	Confezioni	etichette	Controlli sulla composizione dei pf	Controlli dell'uso a livello degli utilizzatori	TOTALI
Ispezioni	3787	3929	4781	401	3166	16064
Infrazioni	319	3	1	1	339	663
Controlli senza infrazioni	3468	3926	4780	400	2827	15401

In the table 5 and 6 an overview of the results presented for 2007 by the Regional Health Authorities is reported.

Fig 1 Controls on placing on the market and use of plant protection products (PPPs)
Regional Health Authorities



As reported in Tab 5 and 6 the highest number of controls from Regional Health Authorities was done in the field of control on the label and the highest number of infringements was found in the field of control on use at user level.

As reported in fig 1, the infringements referred to controls on use are also highest then those in the other fields of control.

Table 7: Controls on placing on the market and use of plant protection products (PPPs)
Regional Health Authorities 2006-2007

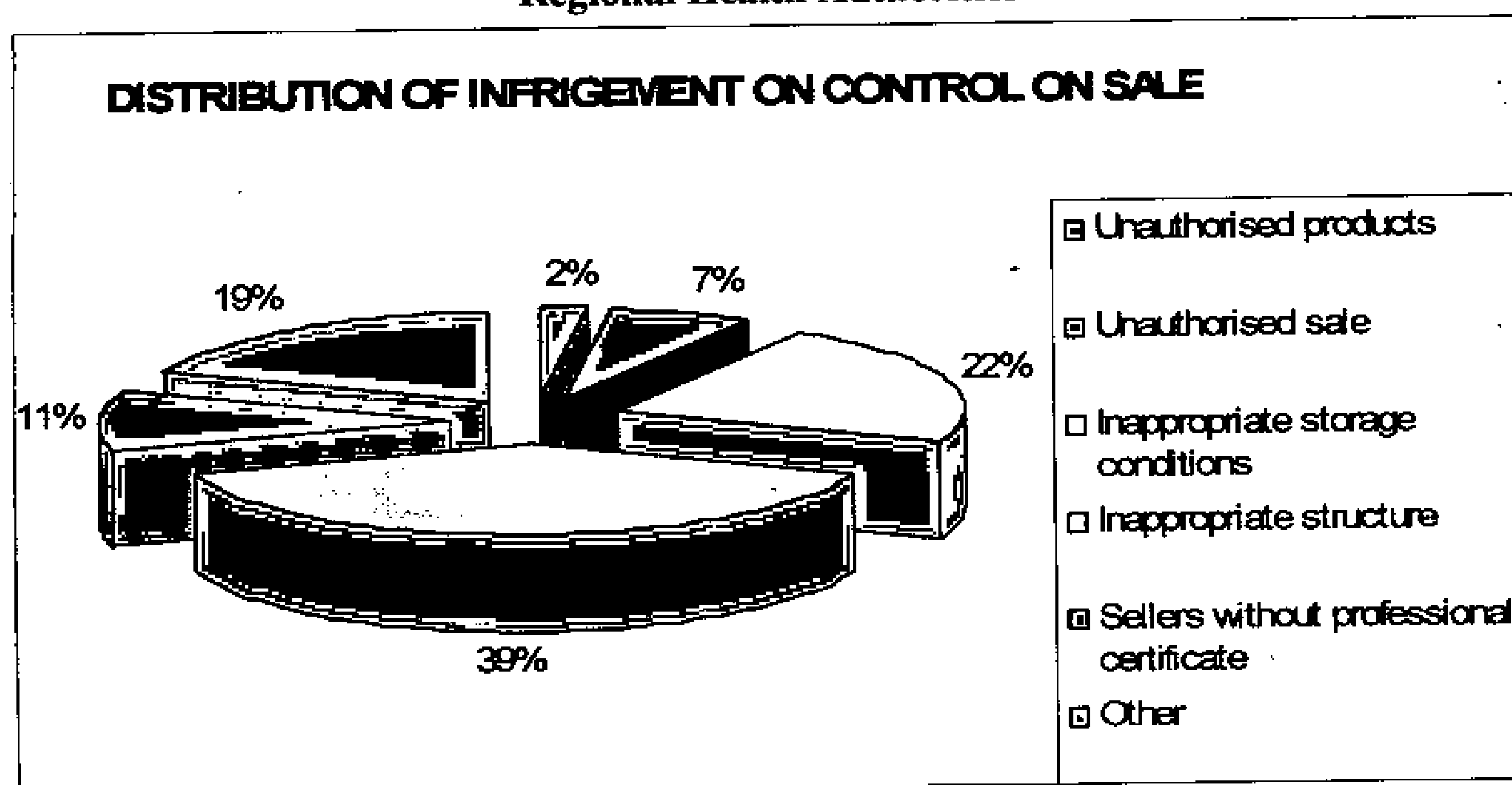
	Control on sale		Packaging		Labels		Control on composition of PPPs		Control on use at user level		Total	
Inspections	2006	2007	2006	2007	2006	2007	2006	2007	2006	2007	2006	2007
	3782	3787	4850	3929	5642	4781	248	401	2641	3166	17163	16064
Infringements	2006	2007	2006	2007	2006	2007	2006	2007	2006	2007	2006	2007
	459	319	1	3	2	1	17	1	338	339	817	663

In respect with the last year, as you can observe in Tab 7, the controls of Regional Health Authorities are decreased of 6 % while the infringements are decreased of 18,8 % and the ratio infringements / controls was decreased from 5 % to 4% .

The controls were increased only on the field of the use of 19.9 % and in the field of the composition 62% while in the field of the sales, the controls stayed almost the same. In the other fields the controls decreased of the 19 % on packaging and of the 15 % on labels.

Fig 2 Controls on placing on the market and use of plant protection products (PPPs)

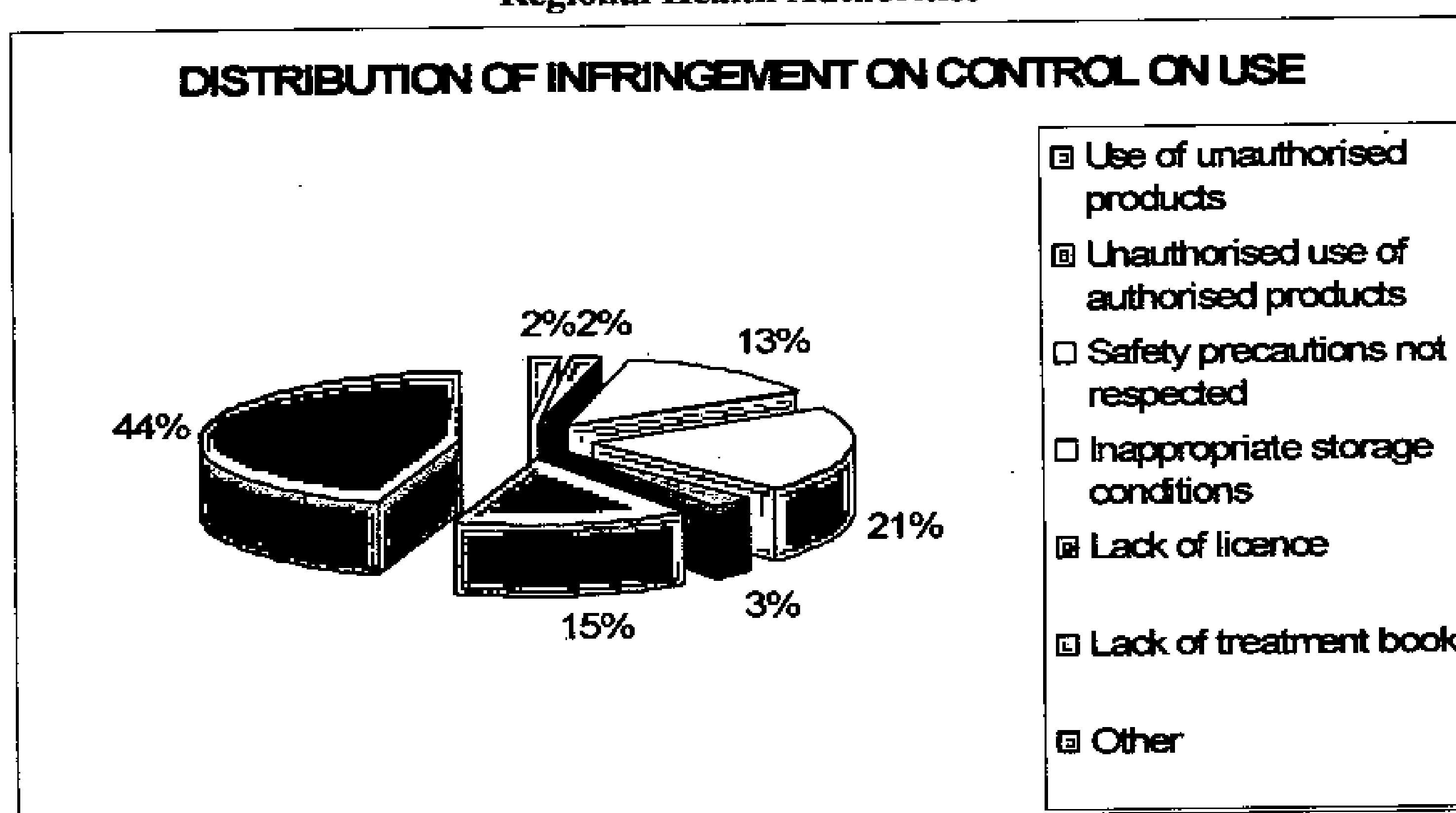
Regional Health Authorities



As reported in the Fig 2 the types of infringement more frequent on the control on sale were

- the inappropriate structures,
- the inappropriate storage condition
- other
- sellers without professional certificate

Fig 3 Controls on placing on the market and use of plant protection products (PPPs)
Regional Health Authorities



On the field of the control on use, as reported in fig 3, the types of infringement more frequent were:

- other
- Inappropriate storage condition
- Lack of treatment book
- Safety precaution not respected

**Table 8: Controls on placing on the market and use of plant protection products (PPPs)
Carabinieri Command of Health**

2007	CCS
1. Control on sale	
Inspections	941
Infringements:	319
Unauthorised products	22
Unauthorised sale	22
Inappropriate storage conditions	18
Inappropriate structure	33
Sellers without professional certificate	32
Other (specify)	192
2. Control labelling and packaging	
Packaging - (art. 15.1 D.L.vo 194/95)	
inspections	190
infringements	
Labels - (art. 16 D.L.vo 194/95)	
inspections	413
infringements	
3. Control on composition of PPPs	
Analysis	3
Infringements:	3
Identity of active substance	3
Content of active substance	3
Unacceptable physical and chemical properties	
Other (specify)	
4. Control on use at user level	
Inspected farms	218
Ispections	218
Infringements:	22
Use of unauthorised products	17
Unauthorised use of authorised products	3
Safety precautions not respected	
Other (specify other prevision in art. 33 of Dlvo n. 194)	
Inappropriate storage conditions	
Lack of licence	1
Lack of treatment book	1
Other (specify)	

In Tab 8 are reported the results presented for 2007 by the CCH.

The highest number of the controls and infringement was found in field of control on sale.

**Table 9: Controls on placing on the market and use of plant protection products (PPPs)
Carabinieri Command of Health 2006- 2007**

	Control on sale		Packaging		Labels		Control on composition of PPPs		Control on use at user level		Total	
Inspections	2006	2007	2006	2007	2006	2007	2006	2007	2006	2007	2006	2007
	1144	941	185	190	339	413	16	3	159	218	1843	1765
Infringements	2006	2007	2006	2007	2006	2007	2006	2007	2006	2007	2006	2007
	180	319	1	0	11	0	12	3	17	22	221	344

Referring to the last year we can observe the softly reduction of the controls (4%) but the increase of (56 %) the infringements.

Tab 10: Controls on placing on the market and use of plant protection products (PPPs)

Central Italian Inspectorate for control of quality of food

2007	CIQF
1. Control on sale	
Inspections	550
Infringements:	32
Unauthorised products	1
Unauthorised sale	1
Inappropriate storage conditions	0
Inappropriate structure	
Sellers without professional certificate	
Other (specify)	30
2. Control labelling and packaging	
Packaging - (art. 15.1 D.L.vo 194/95)	
inspections	849
infringements	
Labels - (art. 16 D.L.vo 194/95)	
inspections	849
infringements	7
3. Control on composition of PPPs	
Analysis	121
Infringements:	3
Identity of active substance	3
Content of active substance	
Unacceptable physical and chemical properties	
Other (specify)	
4. Control on use at user level	
Inspected farms	
Inspections	
Infringements:	
Use of unauthorised products	
Unauthorised use of authorised products	
Safety precautions not respected	
Other (specify other prevision in art. 33 of Dlvo n. 194)	
Inappropriate storage conditions	
Lack of licence	
Lack of treatment book	
Other (specify)	

In Tab 10 are reported the results of the control for 2007 of the CIQF.

The biggest number of controls are in the field of the control on packaging and label, while the biggest number of infringements was found in the field of control on sale .

**Tab 11: Controls on placing on the market and use of plant protection products (PPPs)
Central Italian Inspectorate for control of quality of food 2006- 2007**

	Control on sale		Packaging		Labels		Control on composition of PPPs		Total	
Inspections	2006	2007	2006	2007	2006	2007	2006	2007	2006	2007
	578	550	578	849	578	849	147	121	1881	2369
Infringements	2006	2007	2006	2007	2006	2007	2006	2007	2006	2007
	101	32	0	0	57	7	5	3	163	42

We can observe the increase of 26% the controls and reduction of 80% the infringements in respect with the last year

Tab 12: Controls on placing on the market and use of plant protection products (PPPs)
Total Control

2007	ICRF	CCS	REGIONS	TOTAL
1. Control on sale				
Inspections	<u>550</u>	941	<u>3787</u>	5278
Infringements:	<u>32</u>	319	<u>319</u>	670
Unauthorised products	<u>1</u>	22	<u>7</u>	30
Unauthorised sale	<u>1</u>	22	<u>21</u>	44
Inappropriate storage conditions	<u>0</u>	18	<u>71</u>	89
Inappropriate structure	<u>0</u>	33	<u>125</u>	158
Sellers without professional certificate	<u>0</u>	32	<u>34</u>	66
Other (specify)	<u>30</u>	192	<u>60</u>	282
2. Control labelling and packaging				
Packaging - (art. 15.1 D.L.vo 194/95)				
Inspections	<u>849</u>	190	<u>3929</u>	4968
Infringements			<u>3</u>	3
Labels - (art. 16 D.L.vo 194/95)				
Inspections	<u>849</u>	413	<u>4781</u>	6043
Infringements	<u>7</u>		<u>1</u>	8
3. Control on composition of PPPs				
Analysis	<u>121</u>	3	<u>401</u>	525
Infringements:	<u>3</u>	3	<u>1</u>	7
Identity of active substance	<u>3</u>	3	<u>16</u>	22
Content of active substance		3	<u>7</u>	10
Unacceptable physical and chemical properties				1
Other (specify)			<u>5</u>	5
4. Control on use at user level				
Inspected farms		218	<u>3134</u>	3352
Inspections		218	<u>3166</u>	3384
Infringements:		22	<u>339</u>	361
Use of unauthorised products		17	<u>7</u>	24
Unauthorised use of authorised products		3	<u>7</u>	10
Safety precautions not respected			<u>47</u>	47
Inappropriate storage conditions			<u>73</u>	73
Lack of licence			<u>10</u>	10
Lack of treatment book		1	<u>52</u>	53
Other (specify)		1	<u>158</u>	159
total	2369	1765	16064	20198
infringement	42	344	663	1049

Fig 4. Controls on placing on the market and use of plant protection products (PPPs)
Total Control

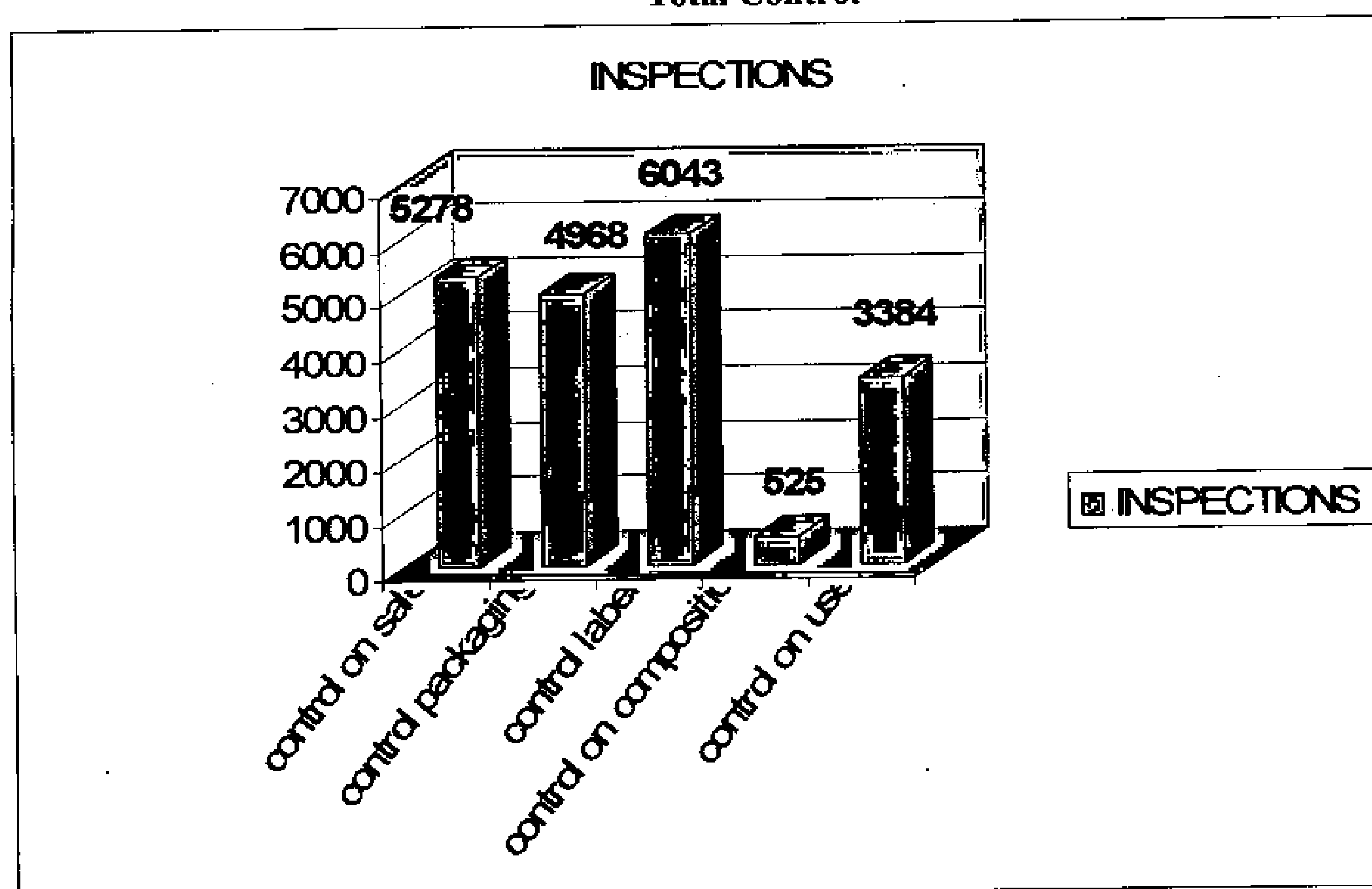
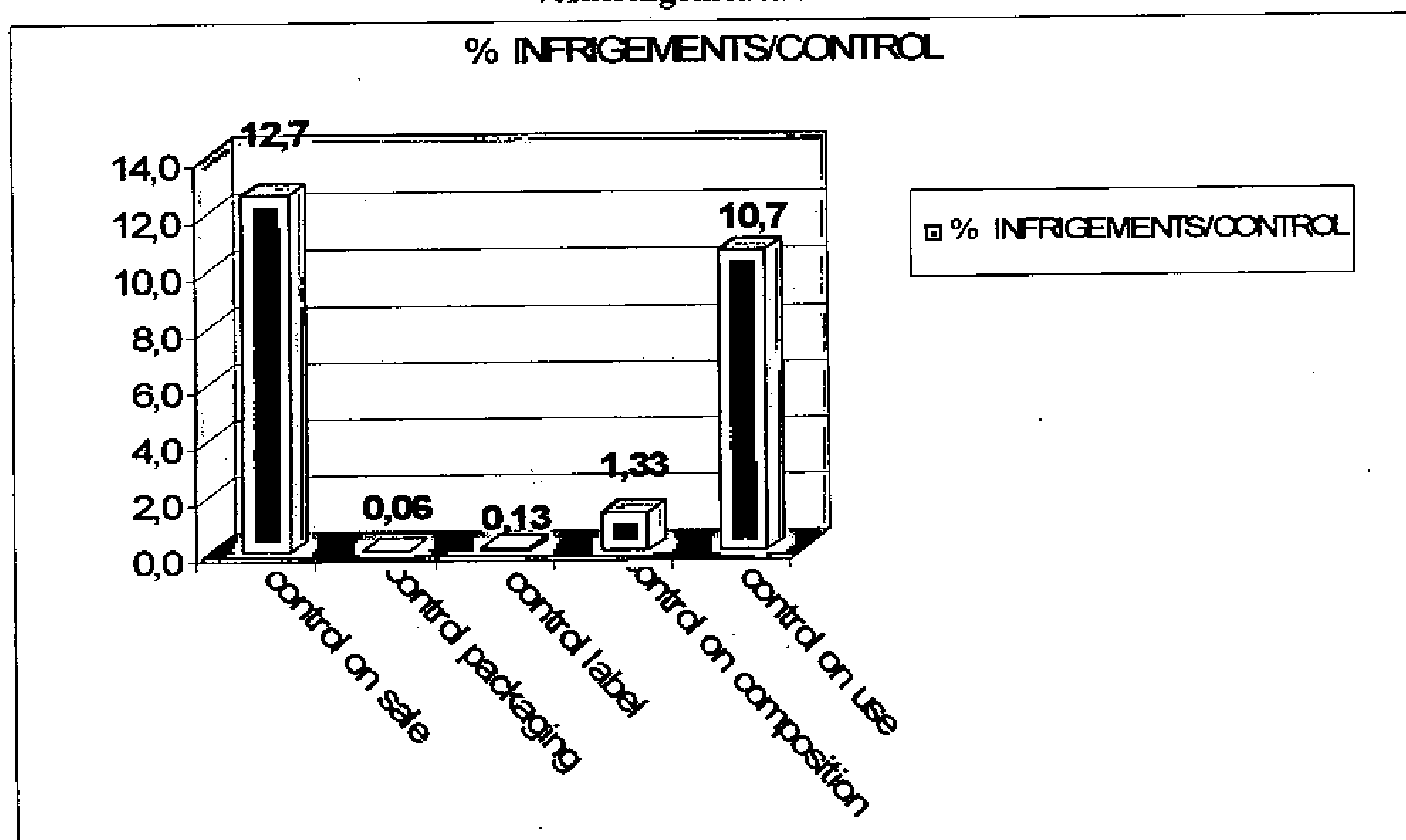


Fig 5 : Controls on placing on the market and use of plant protection products (PPPs)
%Infringements/control



Observing the tab 12 and the graph reported in fig 4 - 5 we can say that the highest number of the controls was on the labels but the highest % of infringements respect of the controls on sale.

Tab 13: Controlli sull'immissione in commercio e sull'utilizzazione dei prodotti fitosanitari
Totale 2006 - 2007

	Control on sale		Packaging		Labels		Control on composition of PPPs		Control on use at user level		Total	
Inspections	2006	2007	2006	2007	2006	2007	2006	2007	2006	2007	2006	2007
	5504	5278	5613	4968	6559	6043	411	525	2800	3384	20887	20198
Infringements	2006	2007	2006	2007	2006	2007	2006	2007	2006	2007	2006	2007
	740	670	2	3	70	8	34	7	355	361	1201	1049

3. Conclusions

In 2007 the structures (Regions/ Provinces - CCH- ICRF), that attended on planning of controls on placing on the market and use of plant protection products (PPPs), transmitted the data by the 31st of May as indicated in the art 17 of D.Lvo 194/1995 except two regions (Sardegna e Campania). Moreover one region (Molise) didn't transmitted the data. A few Regions/ provinces presented the incomplete data.

We received the results of 20 of 21 Regions / Provinces while the last year we received the results of 18 of 21 Regions / Provinces.

In respect with the last year the transmission of data is improved.

In total, on the whole National Territory, the structures appointed for the controls on placing on the market and use of plant protection products (PPPs) performed 20198 controls and found 1049 infringements (5.2 % of the controls)

The results of controls are shared in the following way:

- Regions/provinces did 16064 controls (79%) and only the 4% of these is with infringements (663)
- CCH performed 1765 controls (9%) and only the 19% of these is with infringements (344)
- CIQA did 2369 controls (12%) and only the 1,8% of these is with infringements (42)

The graphs 4 and 5 resume:

- control on sale 5278 (26, 1%) inspections with 670 infringements (equal of 12,7 %)
- control on the packaging 4968 (24,6%) inspections with 3 infringements (equal of 0.06%)
- control on the label 6043(30%) inspections with 8 infringements (equal of 0,13 %)
- control on the composition of PPPs 525(2,6%) inspections with 7 infringements (equal 1,3%)
- control on use 3384 (16,7%) inspectionated farms with 361 infringements (equal 11%)

We can observe that the % of infringements is low and that the controls are high, moreover as reported in tab 13 there is the decrease of control on the sale , on the packaging, on the label but there is the increase of controls on use and on the composition. The infringements are decreased.